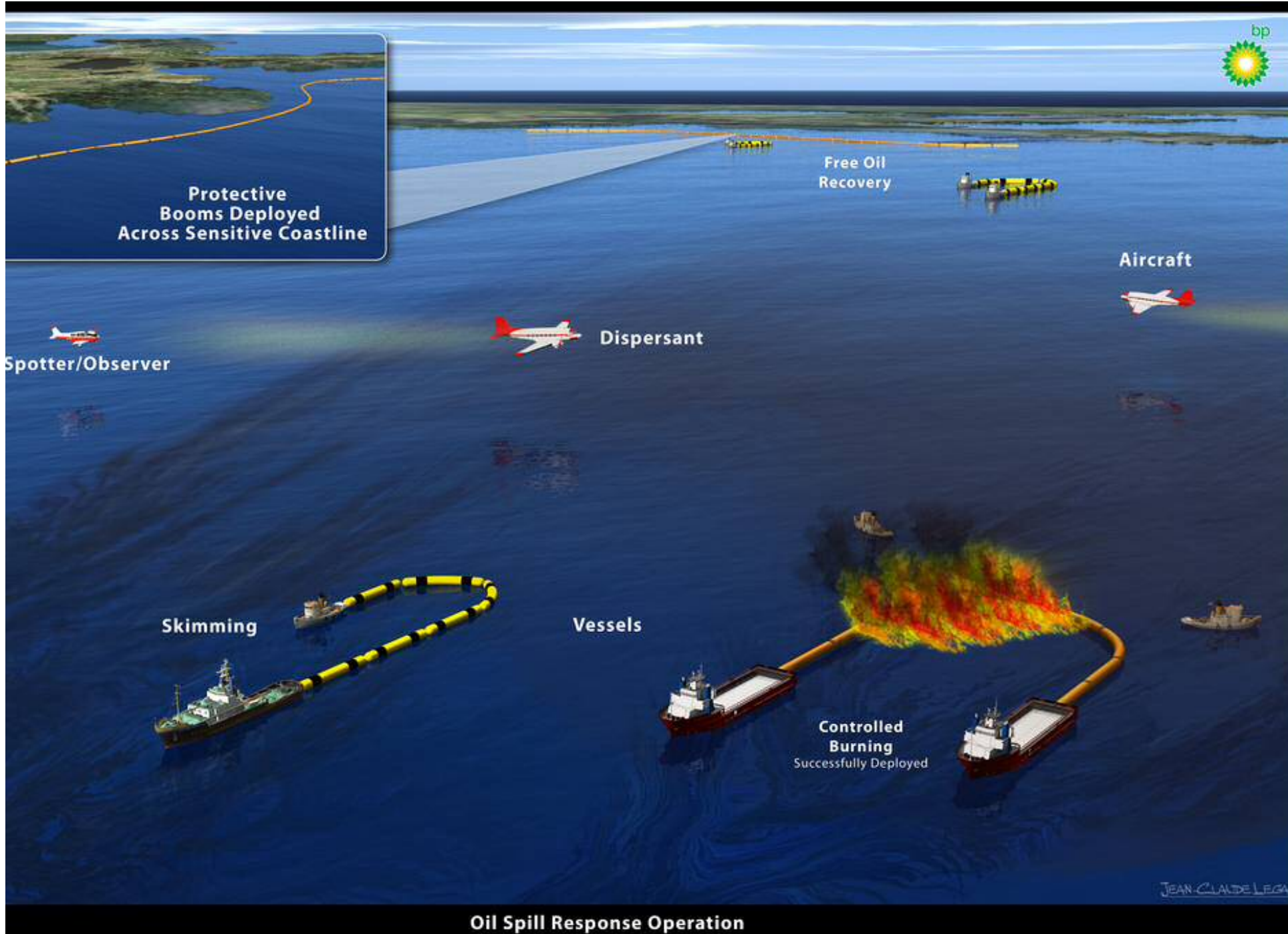




Deepwater Horizon UAC Environmental Unit Insitu Burning and Dispersants

Wyman Briggs
USCG, Sector Northern New England

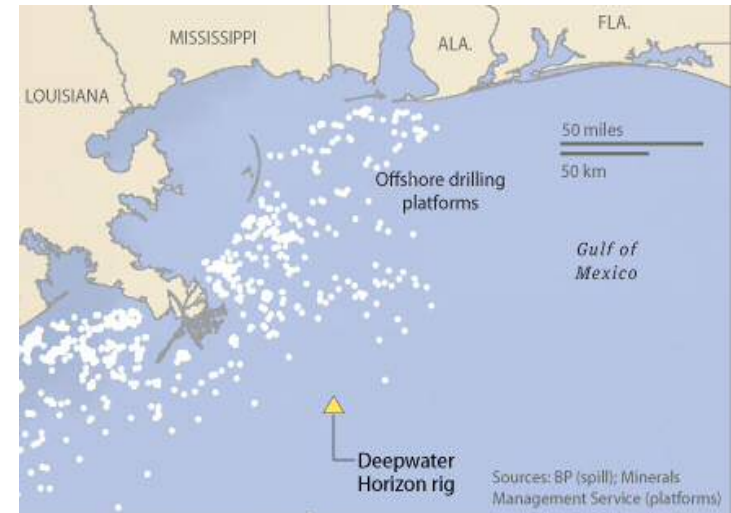
September 2010





Overview

- Insitu Burning – Historical perspective
- ISB during DWH response
- Controlled Burn Operations Plan
- Air monitoring initiative
- Dispersant application during DWH response
- Bioremediation



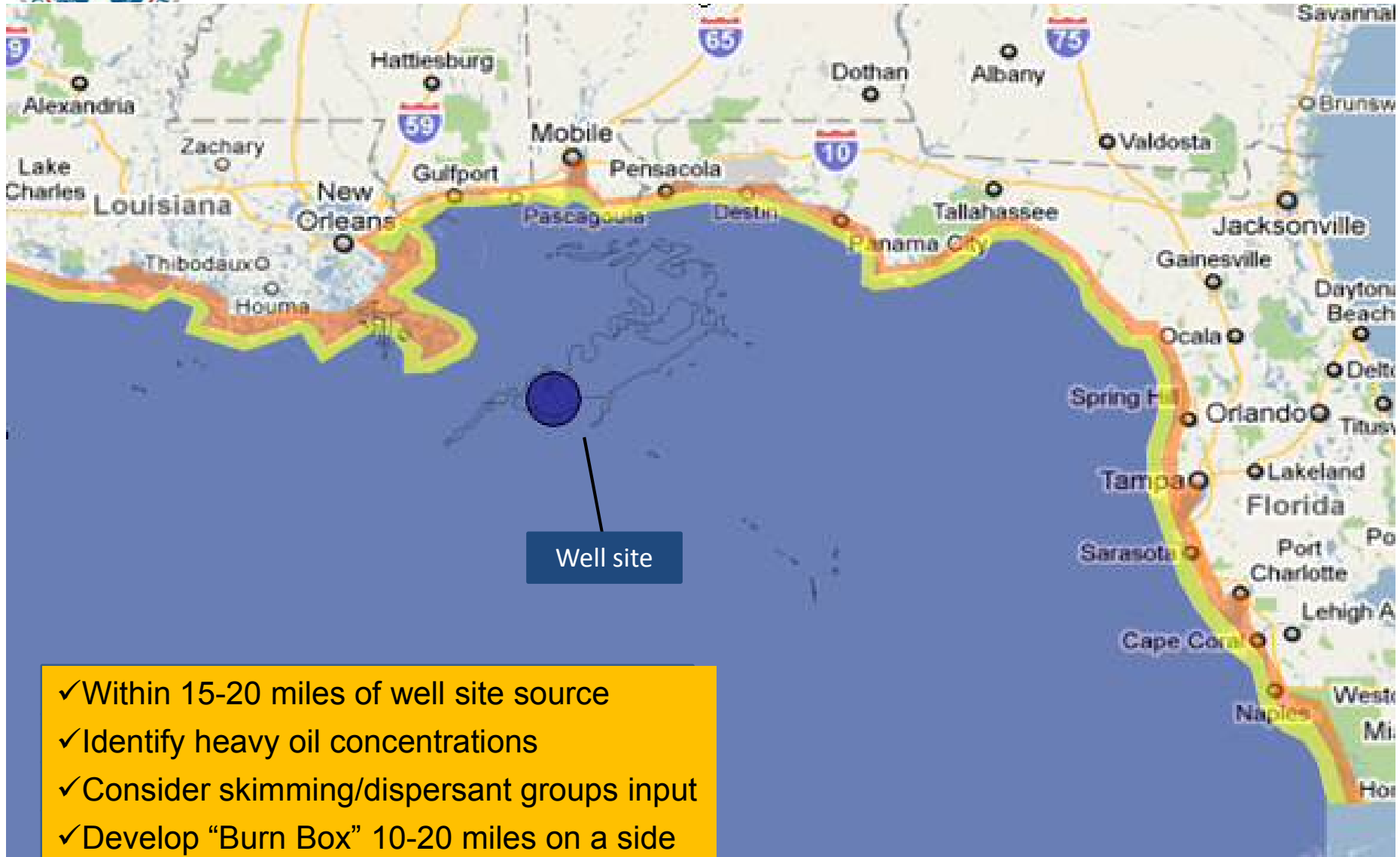


ISB Historical Perspective

- Several test burns conducted during the Exxon Valdez response, in Canada and elsewhere with promising results.
- Used in response to accidental oil spills with varying success – particularly in difficult to reach and remote areas
- Trade-off:
 - Oil on water vs black sooty smoke plume
 - Long term vs short term

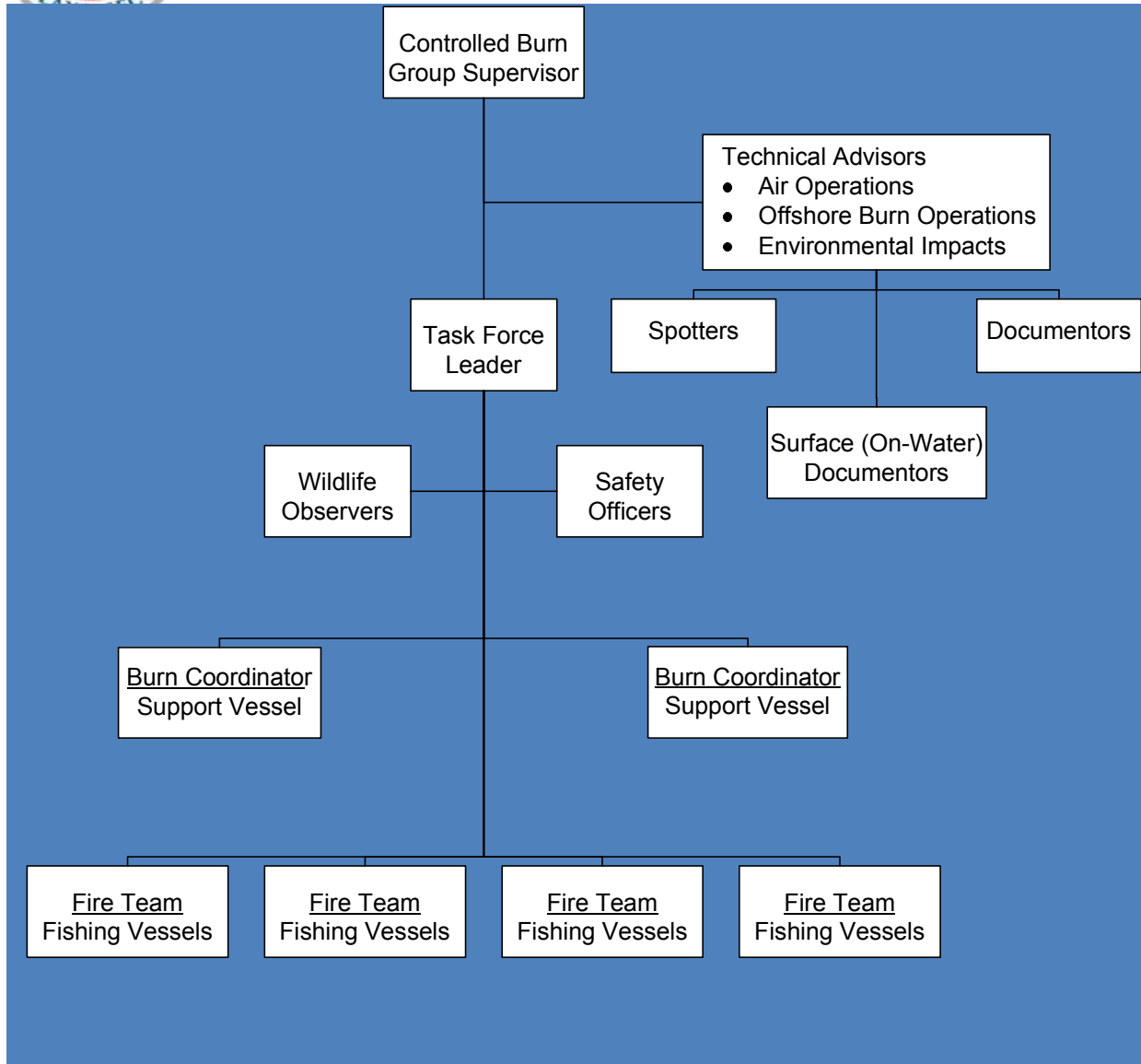


Controlled Burn Site Locations





ISB Organization- ICP Houma





ISB Operations

1. Approved burn operations area (Burn Box) established previous day based on spotted oil locations, weather, skimming/dispersent ops
2. Spotter aircraft locates areas of concentrated fresh/thick oil and vectors in fire team vessels.
3. Control vessel coordinate with aerial observers and directs boom vessel collection and need/timing of ignition operations.
4. Igniter of choice is hand deployable device of gelled diesel in plastic container with foam flotation and road flare.
5. Safety considerations include:
 - Daylight operations
 - Area clear for at least 2 nautical miles
 - Safety technician, PPE, safety plan





Smoke Plume Sampling



- Aerostat deployed to sample ISB smoke plume
- Results being evaluated





ISB Stats

- 411 controlled burns conducted as part of DWH response during the summer of 2010
- Up to 90+% efficiency rate
- Estimated 265,450 Bbls or 11,148,900 gallons burned for a total of 5% of the total quantity discharged. – more than Exxon Valdez release
- 60% more oil was burned than skimmed



Dispersant Application



- Traditionally one of the more controversial issues in spill response
- Reduces cohesiveness of slick so it can be broken into small droplets, dispersed and subject to natural biodegradation
- Environmental trade-off: water column vs potential shoreline impacts
- Aerial/vessel:1.07M gals, subsea:771K gals

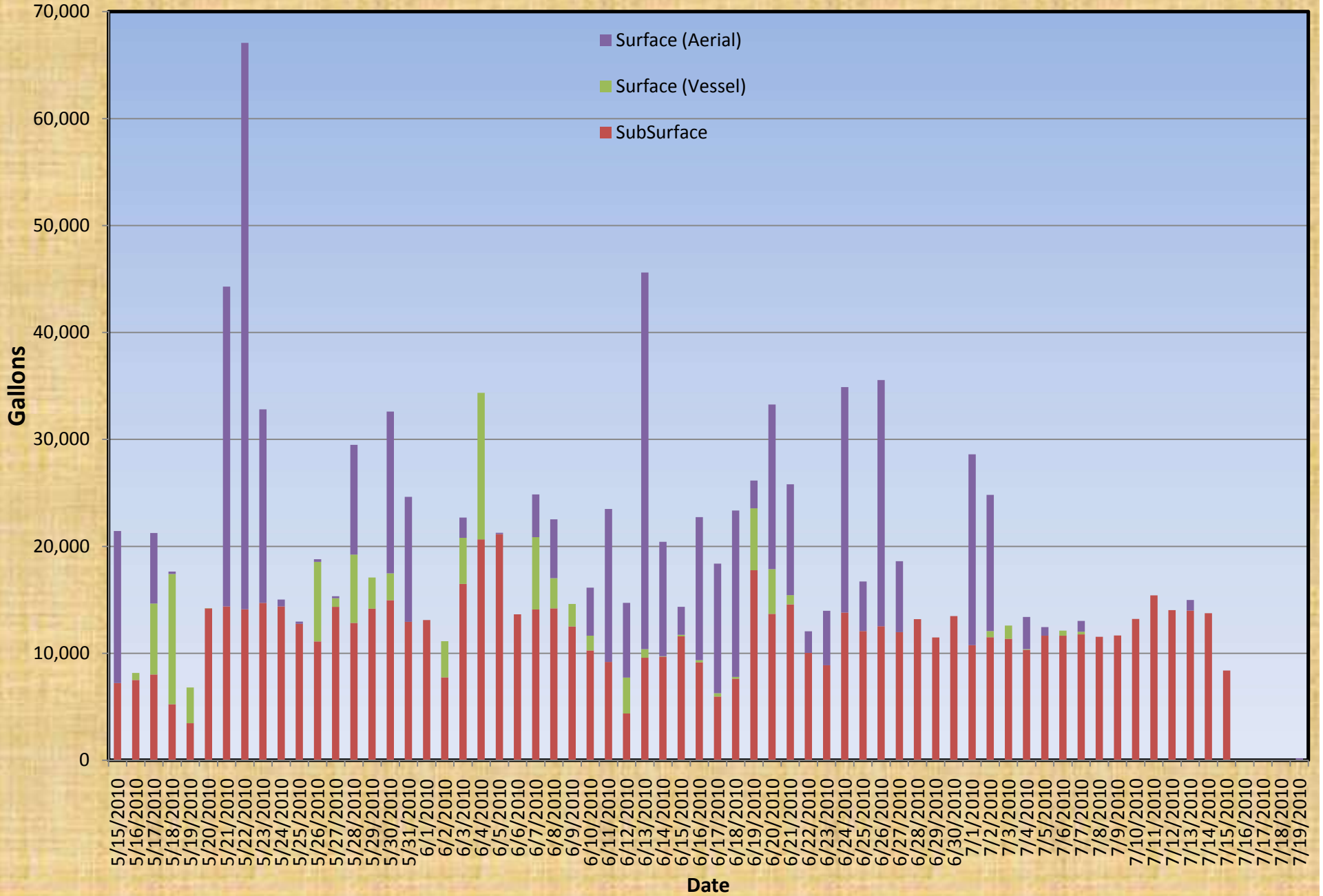


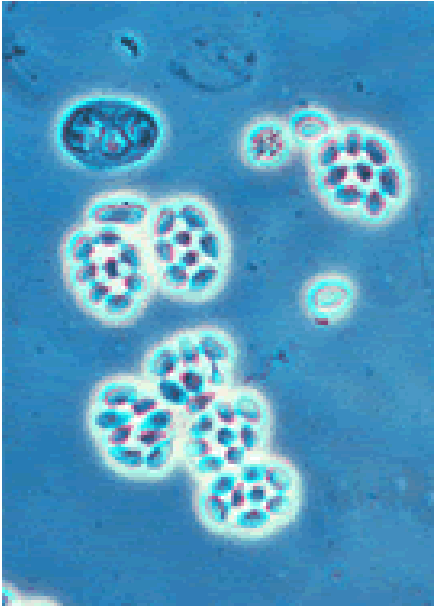
MSV SKANDI NEPTUNE Subsea 7
E: 1201861.95 N: 10430711.75 09/07/10
D: 4920.2 Alt: 3.3 22:35:42
Hero 14: Dispersant Ops Hdg: 62.64



UNCLAS

Daily Dispersant Applications





Bioremediation

- Bioaugmentation – add bacteria
- Biostimulation – add nutrients
- Limited value for oil discharges



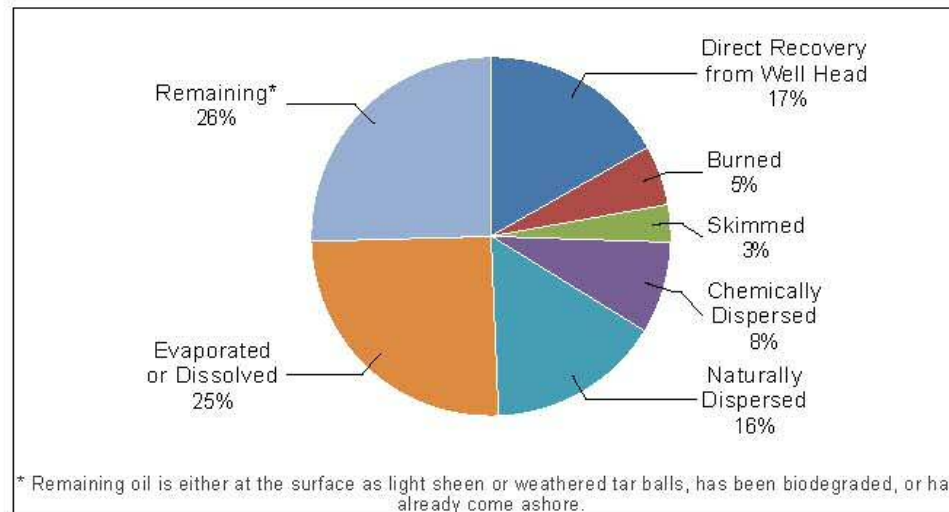


Deepwater Horizon MC252 Gulf Incident Oil Budget Government Estimates - Through August 16 (Day 119)

Calculated Values	Cumulative	August 16
Discharged	4,928,100	0
Recovered via RITT and Top Hat	827,046	0
Dispersed Naturally	763,948	0
Evaporated or Dissolved	1,243,732	0
Available for Recovery	2,093,374	0
Chemically Dispersed	408,792	0
Burned	265,450	0
Skimmed	165,399	0
Remaining	1,253,733	0
Recorded Values		
Dispersant Used	43,900	0
Inland Recovery (Cumulative)	41,693 tons	

* All unlabeled values in barrels. See end notes for assumptions.

** Government estimate of discharge ranged from 62,200 bbl on April 22, 2010 to 52,700 bbl on July 14, 2010.





Potential RRT 1 Issues

- Review ISB effectiveness
 - Review ISB impacts
 - Consider trade-offs
 - Revisit RCP guidelines
 - Revisit equipment availability
- ❖ Review dispersant effectiveness
 - ❖ Review dispersant impacts
 - ❖ Consider trade-offs
 - ❖ Revisit RCP guidelines
 - ❖ Revisit equipment availability



UNCLASSIFIED

